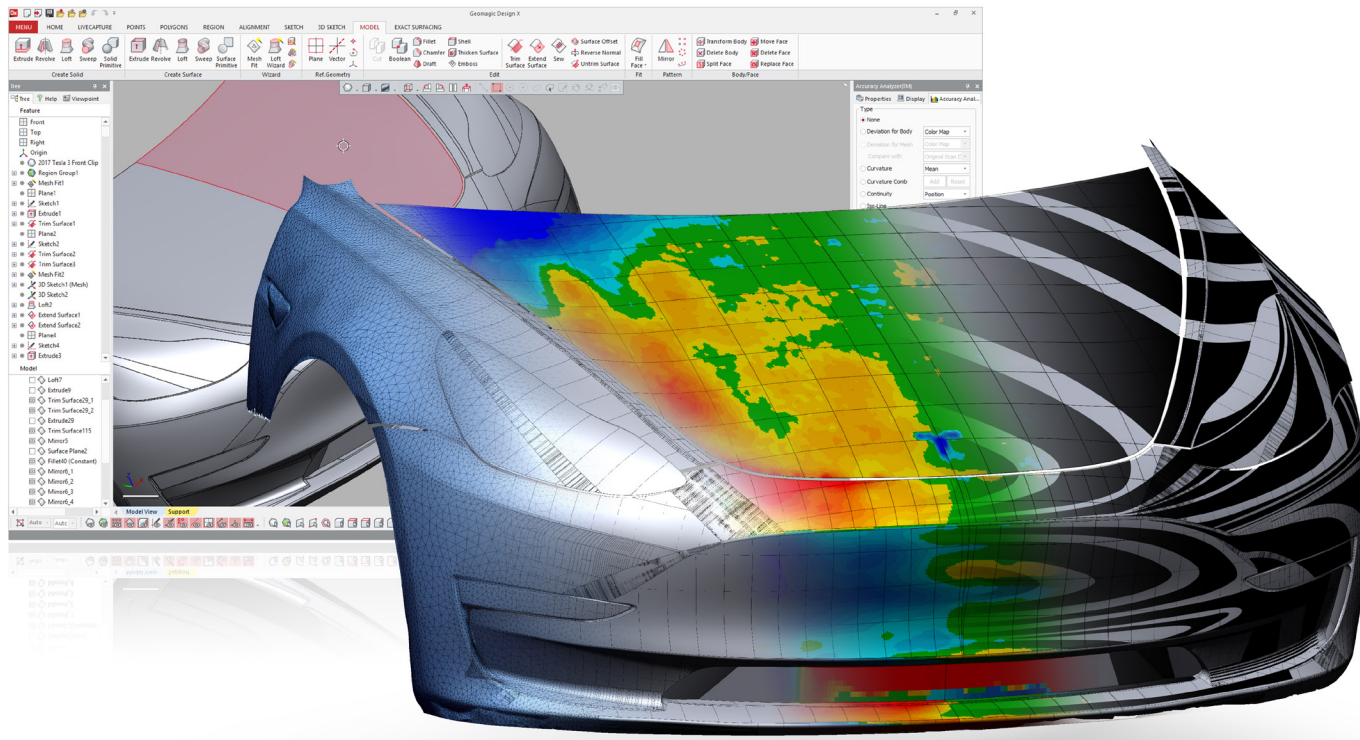


Dx Geomagic® Design X™ 2019

Your Fastest Path from Scan-to-CAD

Geomagic Design X enables you to capture scanned data and rapidly create accurate, manufacturing-ready CAD models. This major release adds speed, quality and enhanced user experience, providing you with better quality CAD models and the fastest turnaround time in the market.



Better Speed

Scan faster, design faster, grow ROI faster

- Confidently capture data and process scans 2X faster than before
- Automatically and repeatably, handle scan data with a click of a button, using scan processing macros
- Create CAD faster by employing intelligent sketch tools that dimension and constrain with design-intent in mind

Better Quality

Handle any downstream task with higher quality results


- Ensure high quality surfaces with new analysis tools like Zebra Strip Mapping and Curvature Combs
- Check design deviations faster by harnessing an enhanced Accuracy Analyzer™
- Achieve better surfacing results with higher quality curve networks driven by new constraint capability

Better User Experience

Enjoy working smarter, not harder

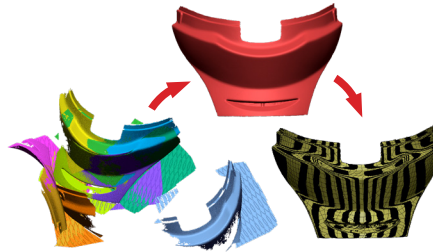
- An enhanced UI intuitively arranges tools to follow the design workflow
- Experience effortless data capturing with a new UI that gives you the tools you want, when you want them
- Visualize your data smoothly using an upgraded mesh engine

New & Enhanced Features in Geomagic® Design X™ 2019



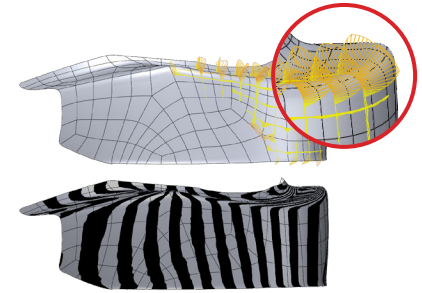
Blazing Processing Speeds

A new mesh engine significantly boosts performance for many features like Import, Delete, Undo, Selection, Mesh Segmentation, Accuracy Analyzer™, Healing Wizard, and more! Experience the productivity that only a dedicated 3D Scan based reverse engineering software can provide



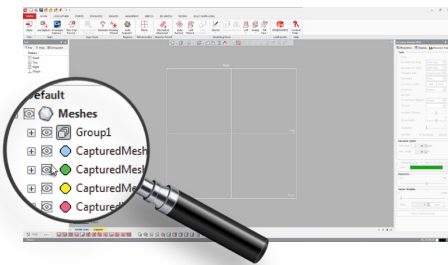
Smarter Scan Processing

- Run macro-based scan processing routines within a project to make data handling a breeze, and reduce the amount of time spent directly interacting with the software
- Improved algorithms for Fill Hole, Point Cloud Normal generation, and Healing Wizard



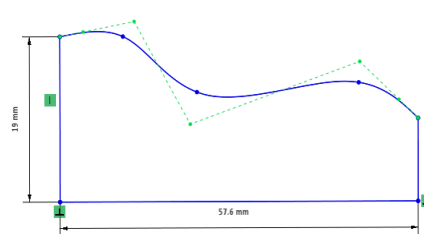
Surface Quality Analysis

Confidently send your surfaces downstream knowing your results are usable design surfaces. The new Curvature Combs helps you analyze curvature along surface axes, and the new Zebra Strip Mapping provides greater visual cues for surface quality.




Enhanced UI/UX

- A streamlined ribbon update includes a new LiveCapture tab
- New device interaction tools such as, LiveAlign, LiveCapture, LiveModel, LiveGeometry, and Probe Location give a uniform experience with Geomagic® Control X™
- An updated move device UX makes multi station scanning easier than ever
- Improved efficiencies throughout such as Model Tree Grouping, a new Smart Select tool, and revised RMB menus



Advanced Design Tools

- Sketching is more intelligent with automatic Dimensional Rounding, and an enhanced Autosketch that creates tolerance-based constraints
- Fine tune your designs with better spline controls like Control Polygons, and tangent magnitude control.
- Easily create design intent blends between curves, with Curvature and Tangent curve blending.



Updated File I/O

- File import capabilities have been enhanced in Geomagic Design X 2019, providing the latest connectivity to scanning devices and updated LiveTransfer™ to CAD compatibility
- You can now also import native Geomagic Wrap® and Geomagic® Control X™ files.



If you're on maintenance

Download Geomagic Design X 2019 today at softwaresupport.3dsystems.com



If you're off maintenance

Contact your Geomagic Design X reseller or visit: 3dsystems.com/how-to-buy

Find out more at: <https://www.3dsystems.com/software/geomagic-design-x>

Specifications subject to change without notice. 3D Systems, Geomagic and the 3D Systems Logo are trademarks of 3D Systems, Inc. All other trademarks are the property of their respective owners.

Copyright © 3D Systems, Inc. All rights reserved. www.3dsystems.com Geomagic Design X What's New EN 12/2018